











## Final Results

RANK	TEAM	NAME	A	A+B	POINTS	RANKING
1	GER 	GERMANY	<b>141.57</b>	<b>252.99</b>	<b>252.99</b>	1
		8 *TISCHER Lisa Maria	52.31	76.51		
		9 *HÜSGES Anna	<del>(48.97)</del>	<del>(81.21)</del>		
		28 *WAGNER Christina	<del>(44.59)</del>	<del>(105.29)</del>		
		29 *NOLTE Pia-Chantal	46.96	91.89		
		55 *MEINECKE Marcella (H)	<del>(46.96)</del>	<del>(0.00)</del>		
		56 *WEBER Katharina (H)	42.30	84.59		
2	POL 	POLAND	<b>150.39</b>	<b>262.17</b>	<b>262.17</b>	2
		14 *BOGACZ Weronika	52.31	75.63		
		38 *GIELEC Szymon	50.64	100.09		
		39 *ICKIEWICZ Dominika	<del>(59.90)</del>	<del>(103.98)</del>		
		61 *NOWACKI Filip	<del>(55.37)</del>	<del>(0.00)</del>		
63 *KILANCZYK Marcin (H)	47.44	86.45				
3	SWE 	SWEDEN	<b>163.96</b>	<b>268.66</b>	<b>268.66</b>	3
		16 *MORTENSEN Oskar	61.70	84.81		
		41 *KRISTIANSEN Linnea	47.93	90.46		
		66 *GUSTAVSSON Emma	54.33	93.39		
67 *WIGREN Linda	<del>(55.93)</del>	<del>(101.09)</del>				
4	HUN 	HUNGARY	<b>162.23</b>	<b>269.38</b>	<b>269.38</b>	4
		10 *SZALLER Zsófia	52.38	77.74		
		12 *MARGITAI Máté	<del>(55.58)</del>	<del>(79.14)</del>		
		32 *ÉRSEK Anett	<del>(53.63)</del>	<del>(95.42)</del>		
		34 *GENZWEIN Marina	56.63	95.22		
		57 *PALKOVICS David	<del>(54.33)</del>	<del>(99.08)</del>		
		58 *KOVÁCS Zsófia	53.22	96.42		
5	GBR 	GREAT BRITAIN	<b>173.29</b>	<b>278.31</b>	<b>278.31</b>	5
		6 *WHEELDON Megan	59.34	87.41		
		7 *SMITH Grace	<del>(66.16)</del>	<del>(90.85)</del>		
		24 *SNOW Jay	<del>(58.02)</del>	<del>(102.07)</del>		
		25 *WILKINSON Tara	54.40	92.15		
		51 *MANSI-CLARK Charlotte	<del>(63.86)</del>	<del>(0.00)</del>		
52 *MILNER Stephanie	59.55	98.75				
6	ITA 	ITALY	<b>156.73</b>	<b>282.02</b>	<b>282.02</b>	6
		13 *LUNARDON Ray	58.09	80.67		
		36 *LUNARDON Jasmine	49.60	111.26		
59 *CASOTTI Mirko (H)	49.04	90.09				
7	AUT 	AUSTRIA	<b>171.76</b>	<b>284.34</b>	<b>284.34</b>	7
		1 *SCHOFNER Andrea	56.14	83.56		
		2 *STRAUHS Lena	<del>(65.95)</del>	<del>(92.20)</del>		
		17 *HOLLMULLER Marie Theres	46.61	89.93		
		18 *GOSWEINER Viktoria	<del>(58.99)</del>	<del>(99.54)</del>		
43 *KERMER Sarah Louise	69.01	110.85				
44 *GOSWEINER Patrick (H)	<del>(72.28)</del>	<del>(0.00)</del>				
8	DEN 	DENMARK	<b>156.66</b>	<b>284.47</b>	<b>284.47</b>	8
		4 *QVIST Magnus	57.25	85.92		
		19 *JOHANSEN Mikkel Kruse	<del>(64.21)</del>	<del>(111.00)</del>		
		20 *BUCHWALD Maria	47.65	100.29		
		47 *SLOTH Jannich	<del>(66.92)</del>	<del>(116.45)</del>		
45 *KONGSTED Sofie Amalie (H)	51.76	98.26				



## Final Results

RANK	TEAM	NAME	A	A+B	POINTS	RANKING
9	FRA	FRANCE	186.85	300.17	300.17	9
		5 *MERCADIER Noemie	69.91	97.98		
		23 *LENORMAND Valentine	58.64	104.91		
		22 *LE NY Apolline	(67.19)	(114.22)		
		48 *FILLON Louise	58.30	97.28		
		49 *ROMANOFF Tania	(55.58)	(97.34)		

©Driving Program by Philippe Liénart (BEL) - philippe@lienart.com

OFFICIAL RESULTS 18:07

Signature President of the Jury

18.25

*Philippe Liénart*